






















## MSA FireHawk® M7 HUD Light Patterns

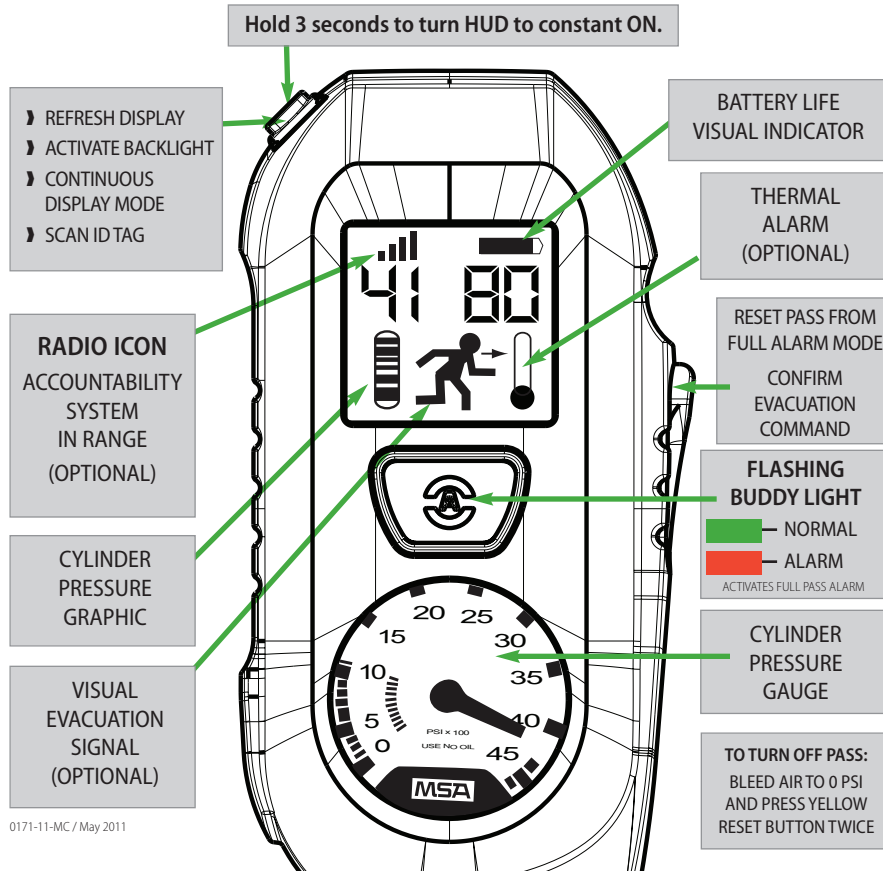
	<b>Four green LEDs</b> Full to ¾ cylinder pressure
	<b>Three green LEDs</b> ¾ to ½ cylinder pressure
	<b>Two flashing yellow LEDs</b> ½ to ¼ cylinder pressure
	<b>One flashing red LED</b> ¼ cylinder pressure
	 <b>Single flashing yellow LED</b> Low battery in HUD
	 <b>Double flashing yellow LED</b> Low battery in PASS device
	 <b>Solid orange LED</b> PASS Pre-Alarm
	 <b>Red and orange LEDs</b> Evacuate

HUD operates in intermittent mode unless green PASS button is pushed for 3 seconds which activates CONSTANT ON.

## MSA FireHawk® M7 I-HUD Light Patterns



L1	L2	R1	R2	R3	Alerts
					<b>Three green LEDs</b> Full to ¾ cylinder pressure
					<b>Two green LEDs</b> ¾ to ½ cylinder pressure
					<b>Two flashing yellow LEDs</b> ½ to ¼ pressure
					<b>One flashing red LED</b> ¼ to empty pressure
					<b>Flashing yellow LED</b> Low battery. Single flash I-HUD. Double flash Control Module
					<b>Single orange LED</b> PASS Pre-Alarm
					<b>Red and orange LEDs</b> Evacuate



- PASS PRE-ALARM** (after motionless for 20 seconds):  
*Low volume tone for 10 seconds with gradual rise in tone.*
- FULL PASS ALARM** (after motionless for 30 seconds):  
*High volume tone and buzz.*
- LOW BATTERY IN PASS:**  
*1 beep every 5 seconds.*
- THERMAL ALARM (OPTION):**  
*1 loud beep every 3 seconds.*

## Visual Alarms

LOW BATTERY	Empty icon on display
HIGH TEMP	Flashing thermometer on display (optional)
EVACUATION SIGNAL RECEIVED	Flashing "running man" on display
RADIO ICON	Accountability System Range