

# GENERAL FIRE APPARATUS, INC.

MAIN WAREHOUSE | FABRICATION PLANT SERVICE CENTER | 4004 E. Trent Ave., Spokane, WA 99202  
P: (509) 535-4255 | F: (509) 534-8529 | TF: 1-800-541-4218 | www.generalfire.com

## Chief Series Heavy Wildland

### Upper Deck Dual Rear Access

Akron Telescoping Work light On Front Heatshield

Heatshield Auxiliary Operation Panel

Front Turret Position Left or Right Corners  
Akron Turbo-Jet Nozzles

Mid Turret Position  
Left or Right Side

Dual Upper  
Storage Compartments

Dual Access  
Work Platform

Anti Slip Flooring

Left Side Upper Deck  
Access Step

Upper Deck  
Surround Padding

Dual Roller & Guides

Hannay Electric Booster Reel  
200' x 1" Coupled 1" NST  
Paying Out of the Rear

Right Side Upper Deck  
Access Step

Front Heat Shield

Telescoping D/C light plant


Water Level Indicator

Pump Pressure Gauge

Pump engine start stop  
& run indicator & throttle

Hand railing &  
Surround Padding

Aluminum Doors




# GENERAL FIRE APPARATUS, INC.

MAIN WAREHOUSE | FABRICATION PLANT SERVICE CENTER | 4004 E. Trent Ave., Spokane, WA 99202

P: (509) 535-4255 | F: (509) 534-8529 | TF: 1-800-541-4218 | www.generalfire.com

## Chief Series Heavy Wildland

### Upper Deck Single Access with Enclosed Turret Position



### Enclosed Turret Rider Position

### Additional Upper Storage with Single Rear Access



# GENERAL FIRE APPARATUS, INC.

MAIN WAREHOUSE | FABRICATION PLANT SERVICE CENTER | 4004 E. Trent Ave., Spokane, WA 99202  
P: (509) 535-4255 | F: (509) 534-8529 | TF: 1-800-541-4218 | www.generalfire.com

## Chief Series Heavy Wildland

### Pump Engine & Fire Pump Control Panels



Pump Engine Control Panel

Foam Pro Control Panel

Electric Primer Pump

Work Lights Switches & Reel Rewind Button

Water By-Pass Recirculation Valve

Pump Engine Vernier Speed Control


Water Level Indicator Panel

# GENERAL FIRE APPARATUS, INC.

MAIN WAREHOUSE | FABRICATION PLANT SERVICE CENTER | 4004 E. Trent Ave., Spokane, WA 99202  
P: (509) 535-4255 | F: (509) 534-8529 | TF: 1-800-541-4218 | www.generalfire.com

## Chief Series Heavy Wildland

### Rear Fire Pump & Engine Platform & Upper Work Area Access



Drivers Side Access Upper Platform

Passenger Side Access Upper Platform



# GENERAL FIRE APPARATUS, INC.


MAIN WAREHOUSE | FABRICATION PLANT SERVICE CENTER | 4004 E. Trent Ave., Spokane, WA 99202  
P: (509) 535-4255 | F: (509) 534-8529 | TF: 1-800-541-4218 | www.generalfire.com

## Chief Series Heavy Wildland

Remote Control Monitor

Spray Bars

Front Preconnects



In Cab Control Console

Front Monitor Controls

Intercom Radio Controls

Work Lights & Spray Bars

Siren & Light Controls

Water Level Indicator

Engine / Fire Pump Controls

Map Pocket

Rechargeable Handlanterns

